

1. Background:

Rapti Babai Campus, Tulsipur Dang is a public campus established in 2047 B.S. in collaboration with different political parties, industrialists, business men, local donors and social service providers to full fill the demand of the people in the field of education. The campus started providing its services to the students via faculty of Humanities (PCL) in the affiliation with Tribhuwan University. Initially, the classes of the campus were run with only 9 teaching and non teaching staffs and 211 students in Mahendra Madhyamik Vidhiylaya, a government school nearby. The campus did not have any physical infrastructure in the beginning and only in 2055 B.S., it became able to construct a small building with the amount collected by "Bhailo" and "Lottery" programs. Gradually, the financial support from District Development Committee (DDC), Tulsipur Municipality, Tulsipur Chamber of Commerce and Industry and other local donors helped campus build some essential physical infrastructures. The campus got its affiliation from T.U. in the same year and has been running the classes of NEB, Bachelor level and Masters Level programs in the faculty of Humanities, Management and Education.

The campus has been running in its own land with more than 2184 students in Masters Level and Bachelor level, more than 848 students in +2 level in current academic year. There are 52 teaching and non teaching staffs. The campus now has its own teaching buildings, administration building, library, canteen, drinking water supply, and sports materials. The involved teaching and non teaching staffs have been utilizing the facilities as given by TU. The formation of management committee and election of Free Students Union have been run as per the schedule. University Teachers Association and Officials Association have equally been functioning in the campus.

Rapti Babai Campus is the only campus located in Tulsipur which encompasses western Dang and the neighboring districts; Salyan, Rolpa, Rukum, Pyuthan, Banke, Jajarkot etc. It aims at offering quality higher education in affordable fee structure to the students of mid-western development region. Consequently, it has become able to gain the support and win the faith of the community people. The campus has been devoted to offer quality education for over 28 years.

1.2. Geographical Location:

Rapti Babai Campus is situated at Tulsipur sub-metropolitan city ward no. 12 Kapadadevi, Dang province 5 approximately 1.5 kilometer downwardly eastern side from Birendra Chok to Gumraha Chok and from to the left upto Rapti Babai campus along the pitch road. The campus in fact is geographically in the centre from the students from Dang, Salyan, Rukum & Rolpa districts. The campus premise is fully safe from flood and landslide. The access to the campus for the local students has been very easy as bridges have been constructed across both the streams one to the east & one to the west.

2. Vision, Mission, Goal and Objective:

2.1. Vision:

To afford quality education for the production of responsible, disciplined and competitive human resource towards the nation, society and to the entire world.

2.2 Mission:

- To ensure quality education.
- To produce dynamic human resource in various disciplines.
- To provide affordable and standard education for the society.
- To maintain academic environment along with fair, clean and sound atmosphere.
- To enhance the physical facilities in the campus in accordance with time.
- To develop student-friendly and fast service delivery institution with the installation of information technology.
- To make access of the economically challenged and marginalized students in the campus.
- To create the opportunity of research oriented studies.
- To maintain financially sustainable development.

2.3. Goal:

To develop the campus as a model community campus with the opportunity of convenient quality education.

2.4. Objectives:

Specific objectives:

- To fulfill the demand of quality education in accordance with time.
- To develop coordination and cooperation between the campus and the community.
- To create the convenient physical infrastructure for the campus.
- To maintain financial sustainability.

General Objectives:

- To manage well equipped library with adequate reference materials.
- To introduce the campus environment policy for maintaining academic atmosphere.

- To provide quality education introducing modern technology in teaching learning activities.
- To launch employment-oriented and vocational program.
- To provide skill development trainings for teachers and officials.
- To organize more exposure visits for campus management committee.
- To increase student enrollment rate.
- To increase pass out percentage.
- To include marginalized groups in higher education.
- To increase students' participation in the different activities of the campus and society.
- To manage new regular financial resources.
- To construct more physical infrastructures.

1. Stakeholders and participants :

Rapti Babai Campus, a community based campus considers its stakeholders to the guardians, students, management committee, teachers, campus staff, local donors and local bodies of government. Tribhuvan University and UGC are also the stakeholders for their affiliation and assistance. The campus has been managed and developed in the direct participation of the guardians, industrialists, businessmen, donors, teachers, students, local authorities, community and political parties. The management committee is functioning as a main governing body in the campus.

2. Scope of the Campus:

Rapti Babai Campus is the only community campus in Dang. It has been offering affordable and quality education to the students of 3 Rural Municipality and one Sub-Metropolis of western Dang. Also, the students from the neighboring Districts; Salyan, Rolpa, Pyuthan, Rukum and Jajarkot have been attracted to the quality and affordable education of this campus. Under

the direct supervision and management of the community, the campus has become able to prosper well. The campus has been running the +2 programs in Humanities, Education, Management and Education Science. Also, the faculties of Humanities, Management and Education have been run up to bachelor level. The campus has been offering the Master's level programs in M.Ed (Nepali, EPM, Health), MBS and MA (Sociology). The campus has its own infrastructures and capable human resource so it aims at providing diverse technical subjects in diverse faculties.

3. Socio-economic and cultural setting:

The indigenous people of Dang District are Tharus. They hold the majority in this area. About 35 percent students enrolled in the campus are Tharu people. More than 50 percent girls and 60 percent middle class students are studying here. Tulsipur, the town very near to the campus, offers part time job to such students. The campus has been running successfully with the assistance of different political parties since its establishment. With the consent of various political parties, their participation the campus has been prospering well.

4. Educational Status and Scope :

Rapti Babai Campus has run the master's level classes in the faculty of Education, Management and Humanities. Almost 26 percent students pass in every levels and faculties. The students from government school, who are from middle class families, have been getting the optimum advantage from this campus. It has equally offered the maximum facility of quality education to the students. The campus has been offering quality education by the qualified and experienced lecturers. This is the reason; many students have been attracted towards it. As a campus run by the community, preparing qualified and capable human resource, the various stakeholders have been displaying serious concern which shows a lot of possibilities of its development.

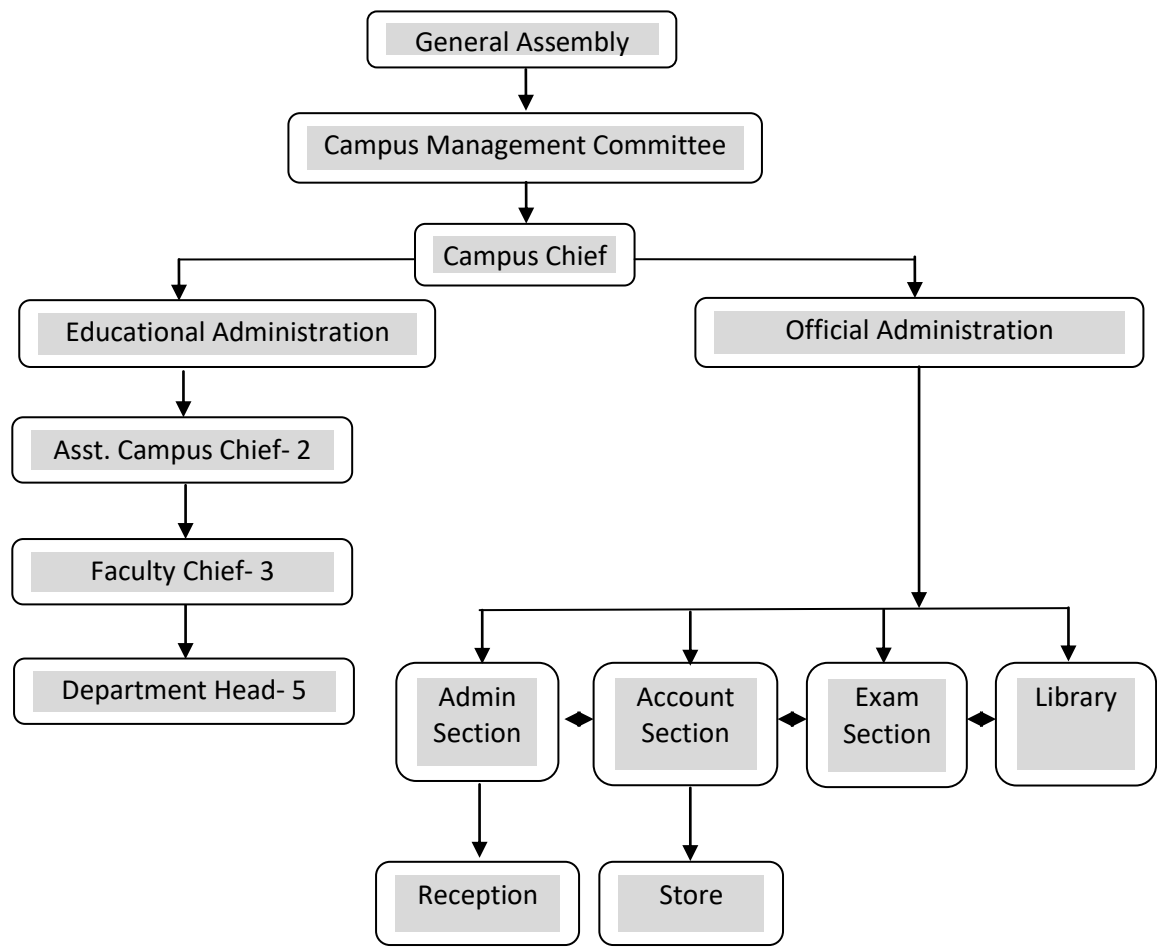
5. Organization structure of the campus:

According to the campus act 1990 AD, Campus General Assembly is in the highest protocol. The total number of the members of the assembly is 107. Campus Management Committee of nine members is formed by the general assembly every four years.

Out of nine elected members, one is chair person, one vice-chair person, one treasurer and six members. The provision of Campus Management Committee, five ex-officio representative members are invited from Tulsipur Sub- Metropolis, Mahendra Secondary School, Tulsipur Chamber of Commerce and industry, teachers association, Free Student Union one each and campus chief as the member secretary. In the same way, there is also the provision of keeping four nominated members in the committee from local guardians, social workers and different political parties. The total number of the members in the committee is 19.

For the conduction of campus administration, there is the provision of remaining the campus chief under the committee in accordance with Rapti Babai Campus Act 1990 AD, teacher-official service bylaws 2007 AD, Financial Administration bylaws 2007 AD. The campus chief is appointed for every four years. The campus chief appoints 3 assistant campus chiefs (provision), three Faculty Heads for two years. In addition to this, there are four Sections: Administration, Account, Examination and Library and two Sub section i.e. reception and store. The organizational structure of this campus is presented below:

Organization Structure of RBC, Tulsipur Dang



8.1. Enrollment Trend of last three years

Table No. 1. Students Enrollment Trend in Management program

A) Bachelor Level

Year	2073 BS									2074 BS									2075 BS									Grand Total
	Number of Students				Number of Students				Grand Total	Number of Students				Number of Students				Grand Total	Number of Students				Number of Students					
	Male				Female					Male				Female					Male				Female					
	Dalit	EDJ	Other	Total	Dalit	EDJ	Other	Total		Dalit	EDJ	Other	Total	Dalit	EDJ	Other	Total		Dalit	EDJ	Other	Total	Dalit	EDJ	Other	Total		
1st Year	2	23	44	69	4	25	36	65	134	6	10	25	41	8	45	54	107	148	4	31	72	107	10	42	99	151	258	
2nd Year	1	9	14	24	1	10	29	40	64	3	24	40	67	3	28	67	98	165	5	17	33	55	5	25	62	92	147	
3rd Year	0	0	12	12	0	0	18	18	30	1	13	35	49	0	10	33	43	92	3	10	23	36	4	20	55	79	115	
4th Year	1	3	23	27	0	3	18	21	48	2	6	21	29	2	8	15	25	54	1	10	29	40	0	8	29	37	77	
Total	4	35	93	132	5	38	101	144	276	12	53	121	186	13	91	169	273	459	13	68	157	238	19	95	245	359	597	

The above table demonstrates the number of students enrollment trend in management faculty in the academic year 2073, 2074 and 2075 BS. According to the table, there is upgrading trend of student's enrollment in BBS first year in three consecutive years. The number of enrolled students in 1st year was 134 in the year 2073. Similarly, in the 2nd year was 64 in the year 2073, 165 in 2074 and 258 in the year 2075. Likewise, the number of students enrolled in 3rd year in the year 2073 was 30, 92 in the year 2074 and 147 in the year 2075. And the number of students in BBS 4th year was 48 in the year 2073, 54 in the year 2074 and 77 in the year 2075. The above table shows increasing trend of student's enrollment in the current academic year. In totality, there were 276, 459 and 597 students in the academic year 2073, 2074 and 2075 respectively.

B) Masters Level

Year	2073 BS			2074 BS			2075 BS (Semester)		
	Number of Students	Number of Students	Grand Total	Number of Students	Number of Students	Grand Total	Number of Students	Number of Students	Grand Total

	Male				Female					Male				Female					Male				Female				
	Dalit	EDJ	Other	Total	Dalit	EDJ	Other	Total		Dalit	EDJ	Other	Total	Dalit	EDJ	Other	Total		Dalit	EDJ	Other	Total	Dalit	EDJ	Other	Total	
1 st Year	0	0	7	7	0	1	6	7	14	0	0	0	0	0	0	0	0	0	0	5	19	24	0	9	11	20	44
2 nd Year	0	1	3	4	0	1	4	5	9	0	0	7	7	0	1	6	7	14	0	1	8	9	0	0	2	2	11
Total	0	1	10	11	0	2	10	12	23	0	0	7	7	0	1	6	7	14	0	6	27	33	0	9	13	22	55

In the table, the number of students enrollment in the Masters level in the faculty of management (MBS) out of 23 was 14 in 1st year, 9 in the 2nd year in 2073. Similarly, the number of students in MBS 2nd year in the year 2074 was 7 and in the year 2075 it was 44 in 1st year and 11 in 2nd year.

Chart No. 1: Students enrollment trend of last three years in Management program BBS and MBS level.

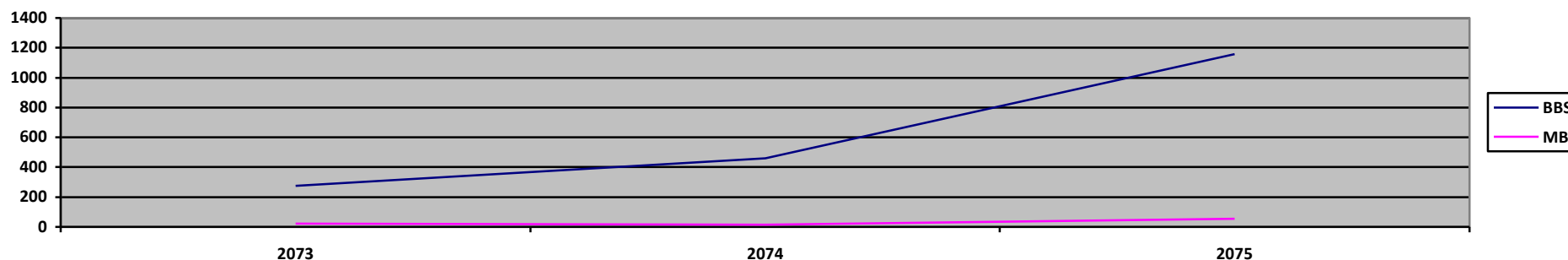


Table No. 2. Students Enrollment Trend in Humanities program

A) Bachelor Level

Year	2073 BS			2074 BS			2075 BS		
	Number of Students	Number of Students	nd Tot	Number of Students	Number of Students	nd Tot	Number of Students	Number of Students	nd Tot

	Male				Female					Male				Female					Male				Female				
	Dalit	EDJ	Other	Total	Dalit	EDJ	Other	Total		Dalit	EDJ	Other	Total	Dalit	EDJ	Other	Total		Dalit	EDJ	Other	Total	Dalit	EDJ	Other	Total	
1st Year	2	12	39	53	0	11	20	31	84	0	6	7	13	2	6	9	17	30	2	14	45	61	4	19	66	89	150
2nd Year	2	2	2	6	1	4	12	17	23	5	4	26	35	1	16	27	44	79	1	12	40	53	3	18	60	81	134
3rd Year	0	0	4	4	0	0	8	8	12	0	1	22	23	0	4	12	16	39	1	8	29	38	1	5	17	23	61
Total	4	14	45	63	1	15	40	56	119	5	11	55	71	3	26	48	77	148	4	34	114	152	8	42	143	193	345

The given table presents the trend of student's enrollment in Bachelor of Arts (BA) from the academic year 2073 BS to 2075 BS. The number of students enrolled in BA 1st year was 84 in 2073, which was decreased to 30 in 2074 but it was rapidly increased to 150 in the year 2075. Similarly, the number of students enrolled in 2nd year 23, 79 and 134 in the academic year 2073, 2074 and 2075 respectively. In the same way there were 12 students in the year 2073, 39 in 2074 and 61 in 2075 enrolled in the 3rd year in BA. The table shows massive increment trend of students in BA program every year. In total the number of students was 119, 148 and 345 in the year 2073, 2074 and 2075 respectively.

B) Masters Level

Year	2073 BS									2074 BS									2075 BS								
	Number of Students				Number of Students				Grand Total	Number of Students				Number of Students				Grand Total	Number of Students				Number of Students				Grand Total
	Dalit	EDJ	Other	Total	Dalit	EDJ	Other	Total		Dalit	EDJ	Other	Total	Dalit	EDJ	Other	Total		Dalit	EDJ	Other	Total					
																							Dalit	EDJ	Other	Total	
1st Year	1	1	12	14	2	0	3	5	19	0	0	0	0	0	0	0	0	0	3	2	17	22	0	3	9	12	34
2nd Year	1	0	6	7	0	1	2	3	10	1	5	21	27	1	6	8	15	42	0	0	0	0	0	0	0	0	0
Total	2	1	18	21	2	1	5	8	29	1	5	21	27	1	6	8	15	42	3	2	17	22	0	3	9	12	34

Rapti Babi Campus is running Masters Level Humanities program in Sociology only. According to the table, there were 19 students enrolled in the year 2073. As the Masters level programs went to semester system in the year 2074 BS, there were no students enrolled in the same year. Similarly, there was 34 students in the year 2075. The total number of MA level students was 29 in the year 2073, 42 in the year 2074 and was 34 in the year 2075.

Chart No. 2: Students enrollment trend of last three years in Humanities program BA and MA level.

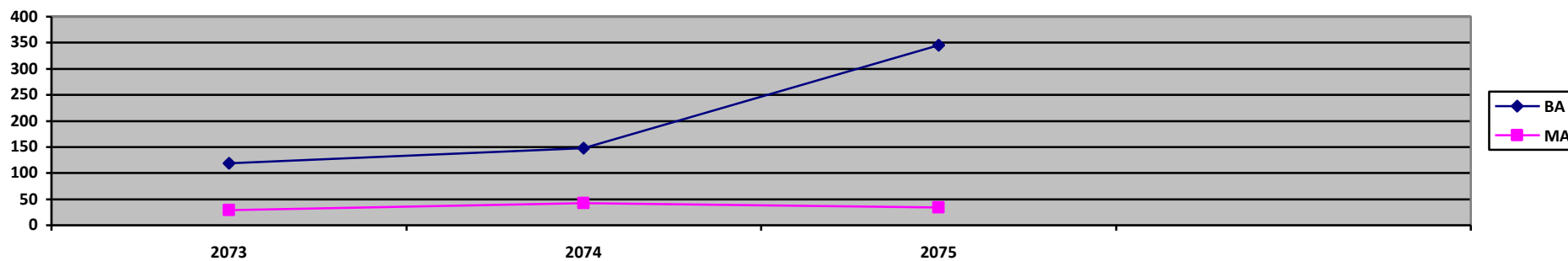


Table No. 3. Students Enrollment Trend in Education program

A) Bachelor Level

Year	2073 BS			2074 BS			2075 BS		
	Number of Students	Number of Students	Grand Total	Number of Students	Number of Students	Grand Total	Number of Students	Number of Students	Grand Total

	Male				Female					Male				Female					Male				Female				
	Dalit	EDJ	Other	Total	Dalit	EDJ	Other	Total		Dalit	EDJ	Other	Total	Dalit	EDJ	Other	Total		Dalit	EDJ	Other	Total	Dalit	EDJ	Other	Total	
1st Year	3	21	23	47	4	19	78	101	148	0	3	15	18	7	33	22	62	80	2	29	64	95	16	76	63	155	250
2nd Year	1	6	14	21	0	5	24	29	50	7	15	27	49	3	30	85	118	167	2	17	43	62	15	69	64	148	210
3rd Year	0	0	10	10	0	0	18	18	28	1	8	19	28	4	19	34	57	85	3	9	27	39	9	13	61	83	122
4th Year	0	0	0	0	0	0	0	0	0	0	5	24	29	2	13	41	56	85	8	9	36	53	0	19	42	61	114
Total	4	27	47	78	4	24	120	148	226	8	31	85	124	16	95	182	293	417	15	64	170	249	40	177	230	447	696

Above table reveals the number of students enrolled in Bachelor of Education (B.Ed) in various years in Rapti Babi Campus. According to the table out of 226 students, 148 in the 1st year, 50 in the 2nd year and 18 in the 3rd year in the year 2073. Similarly in the year 2074, the number of students enrolled in 1st year was 80, in the 2nd year 167, in the 3rd and 4th year is 85 each. Likewise, The number of students enrollment in the year 2075 were 250 in the 1st year, 210 in the 2nd year, 122 in the 3rd year and 114 was in the 4th year respectively. The table shows that there is increasing trend of student enrollment in education program.

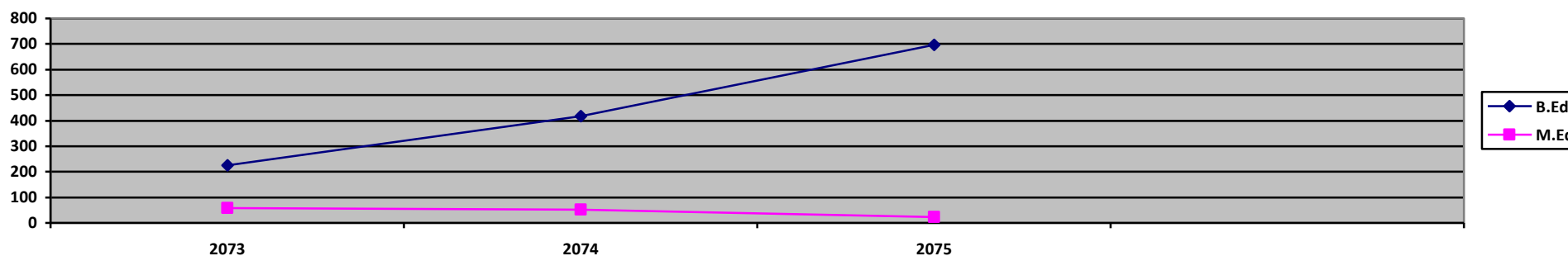
B) Masters Level

Year	2073 BS	2074 BS	2075 BS
------	---------	---------	---------

	Number of Students				Number of Students				Grand Total	Number of Students				Number of Students				Grand Total	Number of Students				Number of Students				Grand Total
	Male				Female					Male				Female					Male				Female				
	Dalit	EDJ	Other	Total	Dalit	EDJ	Other	Total		Dalit	EDJ	Other	Total	Dalit	EDJ	Other	Total		Dalit	EDJ	Other	Total	Dalit	EDJ	Other	Total	
1st Year	1	3	21	25	0	4	13	17	42	0	0	0	0	0	0	0	0	0	1	11	12	0	2	8	10	22	
2nd Year	0	0	10	10	0	0	6	6	16	0	5	19	24	0	6	22	28	52	0	0	0	0	0	0	0	0	
Total	1	3	31	35	0	4	19	23	58	0	5	19	24	0	6	22	28	52	0	1	11	12	0	2	8	10	22

According to the table, the number of students in Masters of Education 1st year was 42 in the year 2073 but there was no enrollment in the year 2074 BS as semester system was launched. Similarly there were 16 students in 2nd year in the year 2073 whereas the number was 52 in the year 2074 and there were no students in the year 2075. There is decreasing trend of student enrollment in M.Ed. Program.

Chart No. 3: Students enrollment trend of last three years in Education program B.ed and M.ed level.



5.2. Pass Rate Trend of the Last Three Years (Program Wise/ Level Wise) Disaggregated by Male and Female Students:

Table No. 4. Pass Rate Analysis Trend in Management program

Bachelor Level

Year	2073 BS			2074 BS			2075 BS		
	Number of Students			Number of Students			Number of Students		
	Girls	Boys	Total	Girls	Boys	Total	Girls	Boys	Total
1st Year	5	4	9	3	2	5	17	14	31
2nd Year	4	6	10	10	12	22	17	15	32
3rd Year	7	3	10	6	10	16	8	5	13
4th Year							12	10	22
Total	16	13	29	19	24	43	54	44	98

Table No. 5. Pass Rate Analysis Trend in Humanities program

Bachelor Level

Year	2073 BS			2074 BS			2075 BS		
	Number of Students			Number of Students			Number of Students		
	Girls	Boys	Total	Girls	Boys	Total	Girls	Boys	Total
1st Year	6	9	15	7	3	10	3	4	7
2nd Year	1	6	7	5	11	16	14	6	20
3rd Year	7	5	12	6	5	11	10	16	26
Total	14	20	34	18	19	37	27	26	53

Table No. 6. Pass Rate Analysis Trend in Education program

Bachelor Level

Year	2073 BS			2074 BS			2075 BS		
	Number of Students			Number of Students			Number of Students		
	Girls	Boys	Total	Girls	Boys	Total	Girls	Boys	Total
1st Year	5	10	15	13	11	24	18	8	26
2nd Year	10	12	22	2	9	11	8	17	25
3rd Year	9	16	25	22	14	36	23	13	36
4th Year									
Total	24	38	62	37	34	71	49	38	87

Table No. 7. Pass Rate Analysis of Masters Level

Year	2073 BS			2074 BS			2075 BS		
	Number of Students			Number of Students			Number of Students		
	Girls	Boys	Total	Girls	Boys	Total	Girls	Boys	Total
MBS	2	0	2	5	0	5	5	14	19
M.Ed	4	2	6	8	10	18	10	13	23
MA	0	2	2	3	6	9	6	4	10
Total	6	4	10	16	16	32	21	31	52

The program and level wise pass rate trend of last three academic years 2073, 2074 and 2075 is analyzed and presented in below figures.

Figure No. 4: Pass rate of Bachelor level program wise of last three years.

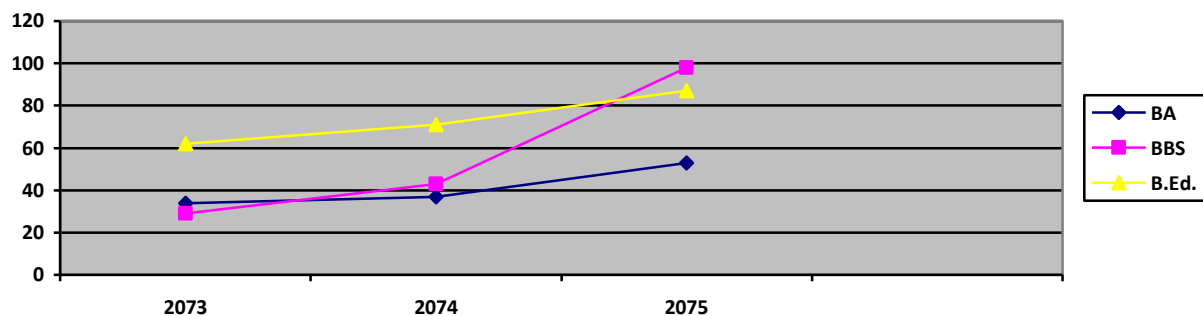


Figure No. 5: Pass rate of Masters level program of last three years.

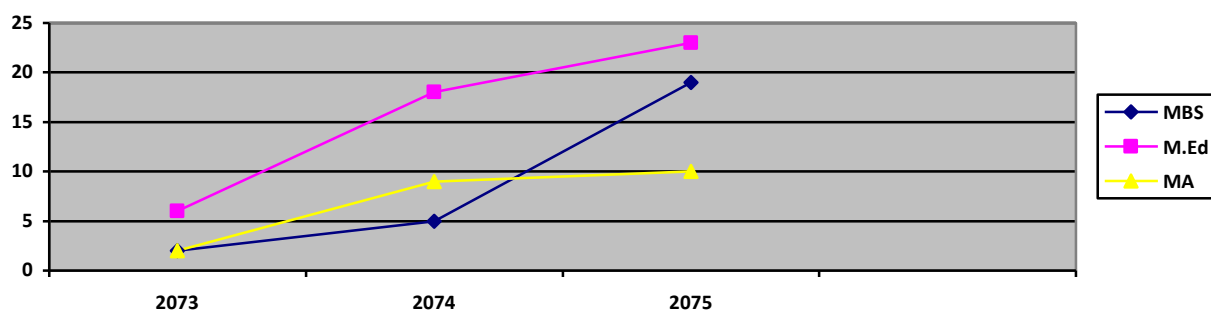
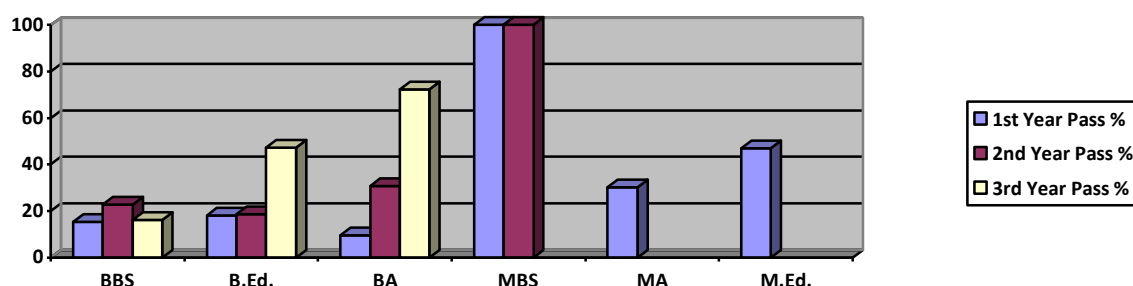


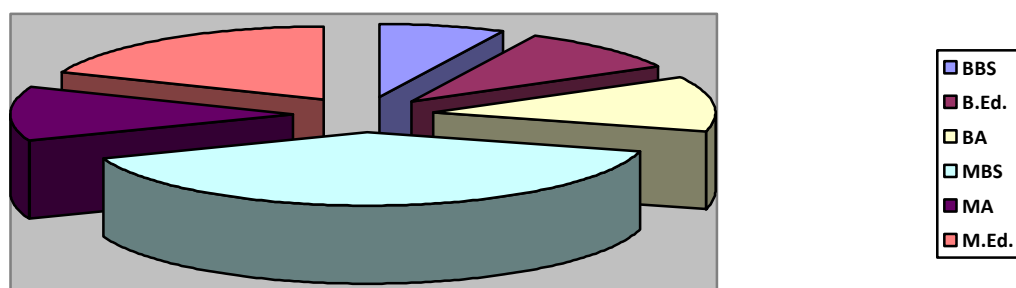
Table No. 8. Exam Appear and pass percentage (year wise) academic year 2075

level	1st year			2nd year			3rd year			Average Pass %age program wise		
	Total exam appear	Exam passed No.	Pass %	Total exam appear	Exam passed No.	Pass %	Total exam appear	Exam passed No.	Pass %	Total exam appear	Exam passed No.	Pass %
BBS	203	31	15.27	141	32	22.70	81	13	16.05	425	76	17.88
B.ED	145	26	17.93	135	25	18.52	76	36	47.37	356	87	24.44
BA	73	7	9.59	65	20	30.77	36	26	72.22	174	53	30.46
MBS Sem.	10	10	100	9	9	100				19	19	100
MA				33	10	30.30				33	10	30.30
M.Ed				49	23	46.94				49	23	46.94

The data reveal the appearance in final examination and their pass percentage in all faculties and levels in the academic year 2075 BS. The appearance and number of pass students was the highest in MBS accounting 10 out of 10 and the lowest was in BA accounting 7 out of 73 in the 1st year. Percent wise calculation shows that MBS got the highest result which was 100%. Similarly, in the 2nd year the highest pass percentage of MBS accounting was 100% again, the second highest result was of M.Ed. accounting 46.94% and third was of BA accounting 30.77% whereas the lowest percentage was of B.Ed. accounting only 18.52%. Others are moderate in percentage. In the 3rd year, however, B.A. had highest result accounting 72.22%, B.Ed 47.37% and BBS 17.88 percentages respectively. Eventually, there is improving trend of exam appearance and pass percentage from first to the third year. In totality the annual pass percentage is in between 17.88 to 100.

The program and level wise pass trend of 2075 BS and average program wise pass percentage of same year is given below in the figures.

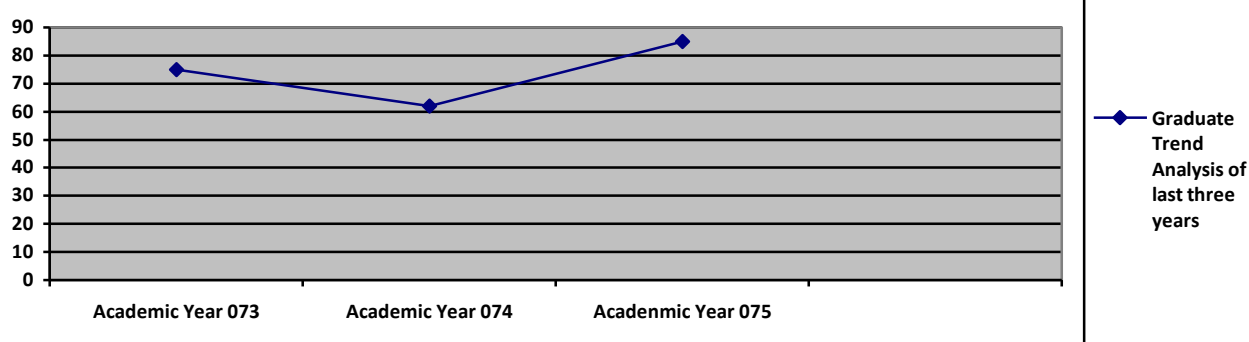
Figure No. 6. Program and level wise Pass trend of 2075 BS.**Figure No. 7. Average Pass Percentage Program Wise**



5.3. Graduate Trend Analysis of the Last Three Years (Program Wise) Disaggregated by Girls and Boys Students

Table No. 9. Graduate Trend Analysis of last three years

Level	Academic Year 073			Academic Year 074			Academic Year 075		
	Number of Students			Number of Students			Number of Students		
	Girls	Boys	Total	Girls	Boys	Total	Girls	Boys	Total
BBS	10	13	23	16	12	28	11	14	25
BA	3	4	7	3	0	3	4	11	15
B.ED	20	22	42	11	15	26	14	20	34
MBS	0	0	0	0	5	5	0	0	0
M.ED	1	2	3	0	0	0	3	6	9
MA	0	0	0	0	0	0	0	2	2
Total	34	41	75	30	32	62	32	53	85



The above table and trend line shows the number of students who graduated Bachelor and Masters level in various academic years. The number of graduates in BBS was 23, 28 and 25 in the academic years 2073, 2074 and 2075 respectively. Similarly, in BA there was 7, B.Ed. 42, M.Ed 3 in the year 2074, in BA there was 3, in B.Ed 26, in MBS there was 5, in the year 2074 and 15 in BA, 34 in B.Ed, 9 in M.Ed and 2 in MA in the year 2075. This shows the trend of graduation in BA, B.Ed and M.Ed in the three consecutive years are fluctuating.

6. Academic Programs and Educational Management

S.N.	Educational Program	Level
1	Humanities, Education, Management	+2
2	Humanities, Education, Management (BBS)	Bachelor
3	Education (EPM,Nepali,Health), Management (MBA), Humanities (Sociology)	Masters

The campus has been running the classes in the morning, day and evening shifts. The classes of Diploma level and +2 Humanities have been running in the morning shift, +2, Management and education is running in day shift and the Masters level classes have been running in the evening shift. The campus has three Assistant Campus Chief, three Faculty Chiefs, one Practice Teaching Head and five Department Heads for the internal education management. 34 teachers and 12 administrative staffs are working under the leadership of the campus chief. For the evaluation of students' performance the campus runs various terminal exams in each level and faculty. Uniform has been made compulsory for managing the disciplined academic environment.

Recently, the campus formed **Students Quality Control Circle** which are the representative body composed chiefly of students chosen by the predefined selection procedure from each class. This circle reports day to day classroom quality cum environment, ECA and organizing various social activities. This body is directly participated for bridging the rectangular relationship between Campus Management Committee (CMC), Quality Control and Monitoring Committee (QCMC), Campus Chief/ Asst. Campus Chief, Faculty Chiefs.

7. Award and Scholarships:

The campus has managed different awards and scholarships schemes for students that are as follows:

a) From the Side of Campus: (Total Scholarship Fund available NRs. 1700000.00)			
SN	Name of Award/ Scholarship	Criteria	Annual support per student (NRs.)
1	Intelligence Scholarship	Those students scoring the highest marks in Diploma level of each faculty.	1500.00
2	Intelligence Scholarship	Those 2 (girl and boy) students scoring the highest marks in grade 11 and 12 in each Humanity, Management and Education group.	1000.00
3	Intelligence Scholarship	Those 2 (girl and boy) students scoring the highest marks in grade 11, 12 and diploma level in each faculty.	50% discount in monthly fee
4	Disable Scholarship	Visually impaired and other physical disabilities.	Full discount in monthly fee
5	Intelligence Scholarship	Those students from private or community schools who have secured 3.6 to 4 grade point in SEE.	Full discount in monthly fee
6	Intelligence Scholarship	Those students who have securing 3.2 to	50% discount in

		3.6 grade point in SEE.	monthly fee	
7	Intelligence Scholarship	Those students who have securing 2.8 to 3.2 grade point in SEE.	25% discount in monthly fee	
8	The scholarship referred by HSEB	33% of total students of grade 11.	Full discount in monthly fee	
b) From the Side of Campus level Professor's Association:				
1	Disable and intelligence scholarship	Those students are intelligent and physically disable.	1100.00	
c) Memorial Trust Award:				
1	Basu-Doma Lamichhane Scholarship	Ramprasad lamichhane Tulsipur-6	3 students who are Poor and intelligent	250000.00
2	Late Bishnudevi Shrestha Memorial Scholarship	Uttam Kumar Shrestha, Tulsipur-5	3 students who are Poor and intelligent	51000.00
3	Late Bhupendreshwar Shrestha Scholarship	Uttam Kumar Shrestha, Tulsipur-5	6 students who are Poor and intelligent	100000.00
4	Late Tulsi Ram Upadhaya Memorial Scholarship	Balsdev Sharma, Tulsipur-5	2 students (girl and boy) who will obtain high score in Bachelor Level Second Year	50000.00
5	Tara Prasad Rama Devi Regmi intelligent scholarship	Ramadevi Regmi/ Representative: Guru Prasad Subedi, Tulsipur-5	3 Students who will obtain high score in Bachelor Level First Year Final Examination and 3 who will obtain high position in literary portion.	300000.00
6	Late Bishnu Prasad K.C. Memorial Scholarship	Binil K.C., Tulsipur-5	Student who will obtain high score in BBS First Year	51000.00
7	Nima-Asmita smriti Scholorship Fund	Birendra Mahara/Kamala Mahara , Tulsipur-6	Student who will obtain high score in BBS First Year	200000.00

8. Educational Pedagogy

Rapti Babai Campus has been conduct entrance exam for new students who wants to admit bachelor level and it has been running regular class tests and assignments. Annually it has been taking two internal examinations in bachelor level of every faculty. The campus has motivated its teachers and students toward research and project work and for this we have been trying to receive support from UGC. The campus has been taking students in various exposure visits in every level and faculty. The campus has initiated lesson plan based teaching method and it has successfully been using projectors and multimedia in teaching learning activities. We have planned to increase the visits of experts in the campus even more to make the students aware about global happenings.

8.1 Interaction Program On Educational Development -2076

Rapti Babai campus conducted one day interaction program on Educational Development dated 23rd shrawan 2076 in CMC. The program was chaired by Mr.Bishnu Kumar Devkota , the chair of CMC. The CMC Vice-chair Mr.Minraj Oli delivered wel-come speech and Mr.Youbraj Rawat , the campus chief ,disclosed the subject of the program . Altogether 30 head teachers and school representatives participated in the program .Hiralal Neupane the head teacher of Aswara Secondary School opined to manage e-library in the campus similarly ,Bijay G.M., the principal of Gorkha Secondary School Suggested to focus on research oriented program in the campus .In the same way , Promod Neupane, The representative teacher of Gurujajur secondary school put forward his view thar RBC should be developed as the center for thought (think tank) as it is recognized as bright stone of this area. Likewise Anil karki , the President of Ferr Student Union RBC,suggested to maintain harmonious relation with nabouring educational institution for the advancement of this locality .Chhabilal Neupane , the representative teacher of kalakhola secondary school advised to launch new programs as the demand of new generation like BBA, BCA,BHM,BSW,BIM in the campus .Other so, many creative suggestions are given by many of the participants for the betterment of the institution. Lastly Bishnu Kumar Devkota the chair of CMC committed To introduce new programs as soon as possible which are as the demand of new generation. For this, he expected to have harmonious relations which greater understanding among the stakeholders. The program was hosted by Asst. Campus chief Surya Sharma.

9. Physical Progress

Buildings and Rooms:


Rapti Babai Campus has five cemented buildings. The total 56 rooms have been used for different academic purposes. Among them, 35 rooms for teaching, 1 room/hall for library, 1 room of RMC/ HERP Project office, 1 room for science lab, 1 room for meeting hall, 10 rooms for administration, 1 room for store, 1 room for Free Student Union (FSU), 1 is girls common room, 2 rooms for guards and Youth Red-cross Circle, and 2 rooms for canteen. Also the Campus has a temple of Goddess Saraswati. The campus has



outdoor play ground and a handball peach. All the infrastructures are in need of modernization to meet the demand of students, teachers, officials and society.

Library:

The library has 10204 text books and 29027 reference books of all the faculties (Humanities, Management, and Education) along with reference texts, journals, and news



papers. There are three staffs to run the library smoothly. The library operation is very fast and transparent after the installation of computer software. Recently the library management committee established the open excess system for students and teachers.

Furniture and Fixers:

All the class rooms, offices, library are moderately equipped and each class room contains a white board, rostrum and a podium. The campus has yet to replace the old furniture and other materials to improve the teaching learning activities. In order to enhance the condition of such activities, campus is still in need of audiovisual media and other modern technical equipments.

Machines and Equipments:

The campus has thirteen computers, one laptop computer, six laser printers, two color printers, one dot-printer for billing, two scanners, two (A4 size) photocopiers, one (A3) size photo copy machine, one fax, two invertors of 90 VA, one electric generator, two electric water pumps, One digital attendance machine, Six CCTV cameras and one water purifier plant.

Drinking Water:

Two pipe lines have been connected for the regular water supply and one reserve tank holding 12000 liters of water has also been managed. Also the campus has 3 plastic overhead tanks holding 1000 liters each, 2 Euro-guard machines, 6 auto lock taps and 2 water filters. Recently, campus has managed water purifier plant to supply the pure drinking water for students.



Lavatories:

The campus has eight different lavatories for boys, girls and staffs.

Sports Facility:

The campus has a cemented Basket Ball Court, Badminton Court, a Table Tennis Court, a Volley Ball Court, and a Foot Ball Ground in its own land. The playing materials like Volley Ball, Basket Ball, Table Tennis, Cricket, Ring Ball, Javelin Throw, Shot Put etc. are not enough as per the number of students.

Laboratory:

The campus has 2 different labs: Chemistry lab and Biology lab. Both the labs are in need of restructure to meet the students' demand in practical activities. Moreover, the campus aims at running B.Sc. and other vocational programs and for this; the lab extension is a must.

Transportation and Road facility:

The campus is connected with pitch road which has made it easier for travel and transportation.

10. Financial Progress

13.1. Analysis of Financial Resources / Income of the Last Three Years

Table No. 9.

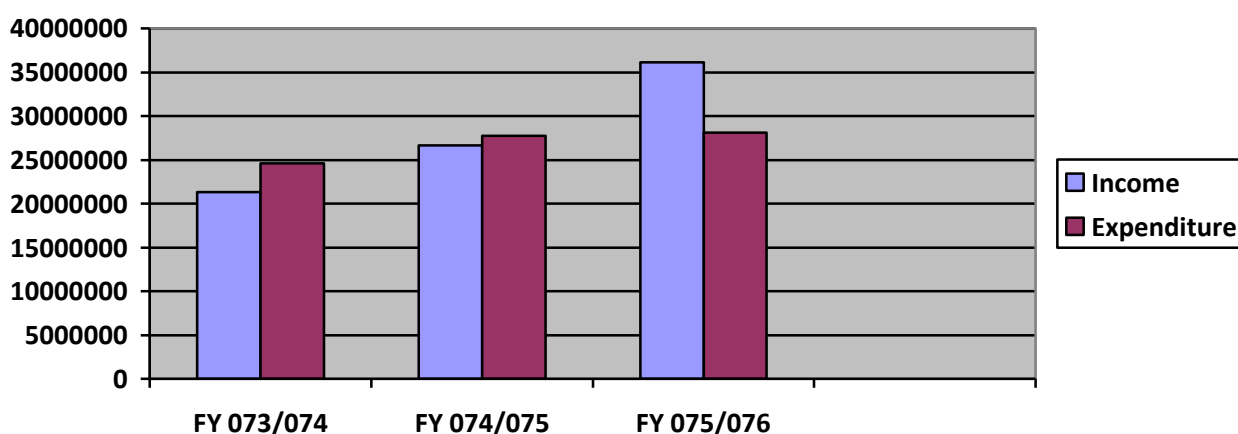
SN	Description	FY 073/074	FY 074/075	FY 075/076
1	Self Granted Resources Income	19409137.97	22923019.67	31955841.46
1.1	Student's Fee	18801906.00	22267878.00	31421249.00
1.2	Other	607231.97	655141.67	534592.46
2	Grants from Government Source	0.00	0.00	750000.00
3	UGC	1807408.33	1717700.00	3414644.00
4	Other Grants from Local Bodies	100000.00	2000000.00	0.00
5	Other Sources	0.00	0.00	0.00
Total Income		21316546.30	26640719.67	36120485.46

13.2. Expenditures Analysis of the Last Three Years

Table No. 10.

SN	Description	FY 073/074	FY 074/075	FY 075/076
1	Recruitment Expenses	24173913.92	24388742.74	24538261.86
1.1	Salary	18772619.00	18328556.00	18481345.00
1.2	Other	5401294.92	6060186.74	6056916.86
2	Capital Expenses	402659.00	3362123.00	3531025.00
Total Expenditures		24576572.92	27750865.74	28069286.86

Figure No. 6. Income Expenditure trend analysis of last three years



The above multiple Bar-diagram demonstrate income and expenditure level of Rapti Babai Campus in various consecutive years. Total income of Campus in fiscal year 073/074 was **21316546.30** when the expenditure was **24576572.92**. It shows the deficit of approximately 3 Million NRs. Similarly the deficit narrowed by approximately 3 Million NRs from **26640719.67** to **27750865.74** in the fiscal year 074/075. Similarly the income was **36120485.46** and expenditure was **28069286.86** in fiscal year 2075/076 . The trend shows that there is surplus of financial situation in the FY 2075/076

Audit Observations / Issues and Steps Taken to Mitigate the Issues Raised by Audit Observations in the Last Fiscal Year

The campus has been having its audit FY 075/076 audited by the registered auditor Mr. Laxman Pokhrel. The suggestions provided by the auditor have been strictly followed to mitigate the fairness in financial update. The campus is trying to follow the following suggestions of the auditor from last years. The detail audit report of last fiscal year is attached in annex-1.

14. Social Progress

14.1 Blood Donation Camp and Oral Hygiene awareness Program organized by Rapti Babai Alumni

Rapti Babai campus celebrated its 30th anniversary organizing different programs including blood donation and oral hygiene awareness raising program, on Thursday, the 28th Nov. 2019. Altogether 22 students, teacher and well wishers donated blood in the program chaired by Ranjan Koirala, co-ordinator of alumni and Mr. Bishnu Kumar Devkota, the chair of campus management committee (CMC) and Mr. Yubraj Rawat, the campus chief, attended the program as chief guest and special guest respectively , stated Himel Kandel ,an Asst.lecturer of the campus. Addressing the program Mr. Devkota emphasized the role of all the teachers and students to enhance the overall quality of education which is also essential for Quality Assurance Accreditation (QAA), the campus aims to achieve. Students Resham Kharal delivered the welcome speech in the formal program followed by other speeches. The technical part of the program was managed by Nepal Red -Cross Society, Ghorahi branch and B.R. dental

hospital Tulsipur Dang. The program was hosted by Himal Kandel, ex-student and Asst. lecturer of the campus

14.2 Society's Contributions for Campus

Our Society is the main stakeholder which has played vital role for the overall development of the campus. It is the society (CMC) which has managed physical infrastructure and other facilities. UGC has assisted in the management of office, IT, e-library and e-accounting and various other activities.

14.3 Plan for Campus's Contribution to Society

Rapti Babai Campus has contributed a lot for the society. Production of skilled and disciplined human resource, volunteering in various social works and contribution from its establishment are evident in the society.

14.4 Plan for Increased Involvement of Society in the Campus

14.4.1 Interaction Programme on Formation of Master Plan

Rapti Babai Campus organized one day interaction programme on formation of master plan for overall development of the institution. The programme was held on 29th aswin 2076. The programme was chaired by Mr. Bishnu Kumar Devkota, the CMC chair person. Welcome speech was delivered by Mr. Yub Raj Rawot, the campus chief and Mr. Binil K.C., the treasurer of CMC introduced the issue of the interaction programme. In the programme different elites, social workers, professionals, politicians, students and stakeholders contributed their valuable time for the facilitation in the formation of master plan. All the participants expressed their best wishes for the betterment of the institution. They collectively put forward their views for the all round upliftment of this institution and they unanimously committed to make the campus strike-free zone.

Mr. Laxman Pokhral, a senior auditor suggested to construct boys and girls hostel separately. Similarly, Mr. Sushil Basnet, a senior journalist of Dang and general secretary of human rights and Peace Society Nepal expressed his view on the active involvement of the concern society in the construction and administrative buildings. Like wise, honorable assemble Buddhi Ram Bhandari, member of constitutional assembly emphasised on the construction of strong four storied complex building and he appealed the sub-metropolitan city office Tulsipur to make sufficient land available to the campus. In the same way, Mr. Kriti Bahadur Khadka, president of Nepali congress Dang advocated for maintaining strong co-operation with Mahendra Secondary School for the availability of land plot to develop the campus as the center of higher education. In addition, Mr. Tika Ram Khadka, the president of Nepal Communist Party Dang, opined for the availability of necessary land plot in good co-ordination with Mahendra Secondary School and initiation of the technical programmes in the campus.

Mr. Ghanshyam Pandey, the mayor of Tulsipur sub-metropolitan city, stated giving priority towards developing the campus as the educational hub of this area. He also suggested to focus on research based educational activities and he further committed to support the campus from different angles from the side of sub-metropolitan city. Similarly, Mr. Birendra Mahara, Anil Karki, Suresh Hamal, Shovaram Basnet, Narayan Prasad Rajaure, Padam K.C. , Ishwori Bhandari, Ghanshyam Regmi, Dhundi Raj Lamichhane also put forward their supportive views forward their supportive views for the all-round development of the campus. This programme was facilitated by ass. campus chief Mr. Bhup Bahadur Budhathoki.

15. Issues and Challenges

15.1. Short Term issues and challenges

- Modernization of library sections.
- Managing reference adequate books in campus library.
- Managing computer lab in campus.
- Skill development of lecturers and ancillary staffs.
- Modern Furniture and fixtures for class rooms and staffs room.
- Increments of student pass percentage.
- Increment of enrollment of the students.
- To create the opportunity of research oriented studies.
- Finding new financial resources for convenient operation of campus management.

15.2. Long Term issues and challenges

- Registration of 42390 Sq.m. of public land which is being occupied by campus for its establishment.
- Manage the disable-friendly environment and infrastructure.
- To make access of the economically challenged and marginalized students in the campus.
- To maintain financially sustainability of campus.
- Expansion of new and technical educational programs in various faculties and levels.
- Setup physical infrastructures as per the Campus Master Plan.
- Meet the QAA cycle as per the UGC's criteria.

15.3. Mitigation Measures Taken to Address the Issues and Meet the Challenges

- Organize various trainings and seminars to up-lift the efficiency of staff for the quality education and increment of student enrollment.
- Make teaching learning environment policy, internal assessment system and give exposure to the teachers and students for the improvement of quality education.
- Cooperate with various institutions, personalities and social service providers for the financial support with plan.
- Update campus rules and bylaws to meet the short term and long term issues and challenges.

15.4. Plan for Addressing the Issues and Challenges

S.N.	Issues and Challenges	Activities	Responsibility	Time Frame
1.	Modernization of class room and office	Facilitated IT class room and office room	Campus administration	2022
2.	Modernization of library	Set-up the e-library system to link with central	Library Management	2020

S.N.	Issues and Challenges	Activities	Responsibility	Time Frame
1.	Modernization of class room and office	Facilitated IT class room and office room	Campus administration	2022
		library and manage of the computer reliable card system for open library assess of the teacher and students	Committee	
3	Managing reference books in campus library.	Procure reference books	Procurement Cell/ CMC	2020
4.	Separate of library	Separate management for +2 and higher level	Library Management Committee	2020
5.	Study room	Manage study rooms for the teacher and students	Campus administration	2020
6.	Managing computer lab in campus.	Procurement of Computers and lab equipments	Procurement Cell/ CMC	2020
7.	Human resource development	Leadership development training, research and proposal training, academic behaviour and counseling in service study facility for M. Phil and Ph.D. to permanent	CMC/Campus administration	2021
8.	Modern Furniture and fixtures for class rooms and staff room.	Procurement of Furniture and fixtures	Procurement Cell/ CMC	2020
9.	Increments of student pass percentage.	Extra class and guest lecturer management	Campus administration	2020
10	Increment of enrollment of the students.	Increasing coordination with feeder institutions through seminar and meetings.	CMC/Campus administration	2020
11.	To create the opportunity of research oriented studies.	Budget allocation for RMC	CMC	2020
12.	Finding new financial resources for convenient operation of campus management.	Coordination with Government of Nepal, Local Bodies and Donors.	CMC/ Campus administration	2020
12.	Registration of 42390 Sq.m. of public land which is being occupied by campus for its	Presenting documents in the cabinet for registration.	CMC	2022
11	Manage the disable-friendly environment and infrastructure.	Procuring infrastructure	CMC/Campus Administration	2020
12	To make access of the economically challenged and	Visiting feeder institutions to make students aware	Campus Administration	2020

S.N.	Issues and Challenges	Activities	Responsibility	Time Frame
1.	Modernization of class room and office	Facilitated IT class room and office room	Campus administration	2022
	marginalized students in the campus.	about the opportunities of studying in our campus		
13	To maintain financial sustainability of campus.	Enhancing coordination with the Government of Nepal UGC and Local Bodies.	CMC/Campus Administration	2022
14	Expansion of new and technical educational programs in various faculties and levels.	Running vocational courses	CMC/ Campus Administration	2021
15	Setup physical infrastructures as per the Campus Master Plan	Procurement of Goods	CMC/ Campus Administration	2022
16	Meet the QAA cycle as per the UGC's criteria.	Attempting to meet the QAA indicators	CMC/Campus Administration	2020

16. Work plan and Budget:

16.1. Annual Work Plan and Budget of the Current Fiscal Year (as per the Strategic Plan)

S.N.	Activities	Unit	Quantity	Rate	Total Estimated Amount (Rs.)	FY 2076/077											
						Srawan	Bhadra	Asoj	Kartik	Manshir	Paush	Magh	Falgun	Chaitra	Baishakh	Jestha	Ashad
1	Procurement reference book	Number	1600	500	80,000												


2	Manage study room for the teachers and students	Number	1	300000	300000														
3	Manage of the computer reliable card system for open library assess of the teacher and students	System	1	300000	300000														
4	Set-up the e-library system to link with central library	System	1	400000	400000														
5	Separate management for +2 level and higher level	Room	1	200000	200000														
6	Basic/ Advance computer operation training	Person	49	10000	490000														
7	Research and Proposal writing training	person	38	3000	114000														
8	Leadership development training	Person	52	3000	156000														
9	Academic behaviour and counseling skill training	Person	52	3000	156000														
10	Financial support to permanent teachers and staff for the procurement plan of laptop	Person	16	40000	640000														
11	Construction of cafeteria	Building	1	2500000	2500000														
Total					5336000														

Annex: 1

Audit Report of the Campus FY: 075/076

शुद्धी बबई कयाम्पस

तुलसीपुर-१२
कपडादेवी दाङ



लेखापरिक्षण प्रतिवेदन

आ.व. २०७४/०७५

खिम एण्ड एसोसियट्स

रजिस्टर्ड अडिटर

फर्म दर्ता नं. ४२४४

पान नं. ३०१३०५३०५

प्र.प.नं.: ख २१०७

ने.चा.ए.सं. सदस्यता नं. ४२३

च.नं.

मिति: २०७५/०५/२२

श्रीमान अध्यक्ष ज्यू
राप्ती बबई क्याम्पस
तुलसीपुर, दाङ्ग

विषय : अन्तिम लेखा परिक्षण प्रतिवेदन पेश गरेको सम्बन्धमा ।

त्यस क्याम्पसको आ.व. ०७४/०७५ को आर्थिक कारोबारको लेखापरिक्षण समितिका पदाधिकारीहरुबाट प्राप्त भएका आय व्यय सम्बन्धि श्रेस्ताहरु, विल भपाईहरुको आधारमा सम्पन्न गरी सो अवधिको बासलात, आम्दानी खर्चको विवरण, सम्पत्तिको विवरण तथा लेखा परिक्षण प्रतिवेदन यसै साथ संलग्न राखी पेश गरेको छु । वित्तिय विवरणहरु प्रतिको उत्तरदायित्व व्यवस्थापनमा रहेको छ । व्यवस्थापनले तयार गरेका ती वित्तिय विवरणहरु उपर लेखापरिक्षणको आधारमा आफ्नो मन्तव्य जारी गर्नु हाम्रो उत्तरदायित्व हो ।

हामीबाट लेखापरिक्षण मानको आधारमा लेखापरिक्षण सम्पन्न गरिएको छ । वित्तिय विवरणहरु सारभुत रुपमा गलत आंकडा रहित छ भन्ने कुरामा विश्वस्त हुनका लागि यी सिद्धान्त अनुसार लेखापरिक्षण योजना तयार गरि लेखापरिक्षण कार्य सम्पन्न गरिएको छ । संस्थाले अबलम्बन गरेका लेखा सिद्धान्त र व्यवस्थापनले उपलब्ध गराएको वित्तिय विवरणको आधारमा लेखापरिक्षण कार्य सम्पन्न भएकोले हाम्रो लेखापरिक्षण मन्तव्यलाई पर्याप्त आधार प्रदान गर्ने कुरामा हामी विश्वस्त छौं ।

लेखापरिक्षणको सिलसिलामा सम्बन्धित पक्षसंग सोधनी तथा कैफियत तलब गरिएका कुराहरुमा समयमै संतोषजनक जवाफ पाईयो । संस्थाको श्रेस्ताहरु प्रचलित ऐन कानुन बमोजिम राखिएको छ ।

यस लेखापरिक्षणले २०७४ श्रावण देखी २०७५ आषाढ मसान्तसम्मका सम्पूर्ण आर्थिक विवरणलाई मात्र समेटेको छ । बासलात तथा आय व्यय विवरणले क्याम्पसको यथार्थ आर्थिक स्थितिलाई दर्शाउदछ ।

हामीलाई उपलब्ध गराईएको जानकारी तथा सुचनाको हिसाब किताबको परिक्षणबाट क्याम्पसको कार्य समिति तथा कर्मचारीहरुले संस्थाको हित विपरितको कार्य गरेको जानकारीमा आएन ।

आर.ए. खिम एण्ड एसोसियट्स
खिम एण्ड एसोसियट्स